


Alberta's Centennial City™



City of Brooks COVID-19 Financial Impact

Impact Areas

Council Economic
Initiatives
\$418,857

Direct COVID-19
Costs
\$502,673

Other Operating
Impacts
\$264,306

**Total Estimated
2020 Impact
\$1,185,836**

Council Economic Initiatives

| | |
|---|------------------|
| Municipal Tax Rebate | \$309,700 |
| BRZ Tax Cancellations | \$15,000 |
| Foregone Penalties from Extensions/Rate Decreases | \$48,842 |
| Foregone Building and Development Permit Fees | \$45,315 |
| Total Economic Initiative Impact | \$418,857 |

Direct COVID-19 Costs

| | |
|-----------------------------------|------------------|
| Self Distancing/Standby Costs | \$253,272 |
| Community Isolation Centres | \$ 73,621 |
| Assessment Centre | \$ 61,100 |
| Supplies | \$ 31,044 |
| Telephone Conferencing | \$ 15,406 |
| Advertising/Signage | \$ 8,741 |
| Movie Event | \$ 4,250 |
| Legal Fees | \$ 4,195 |
| Food Delivery | \$ 1,044 |
| Contingency Remainder of the Year | \$ 50,000 |
| Direct Cost Impact | \$502,673 |

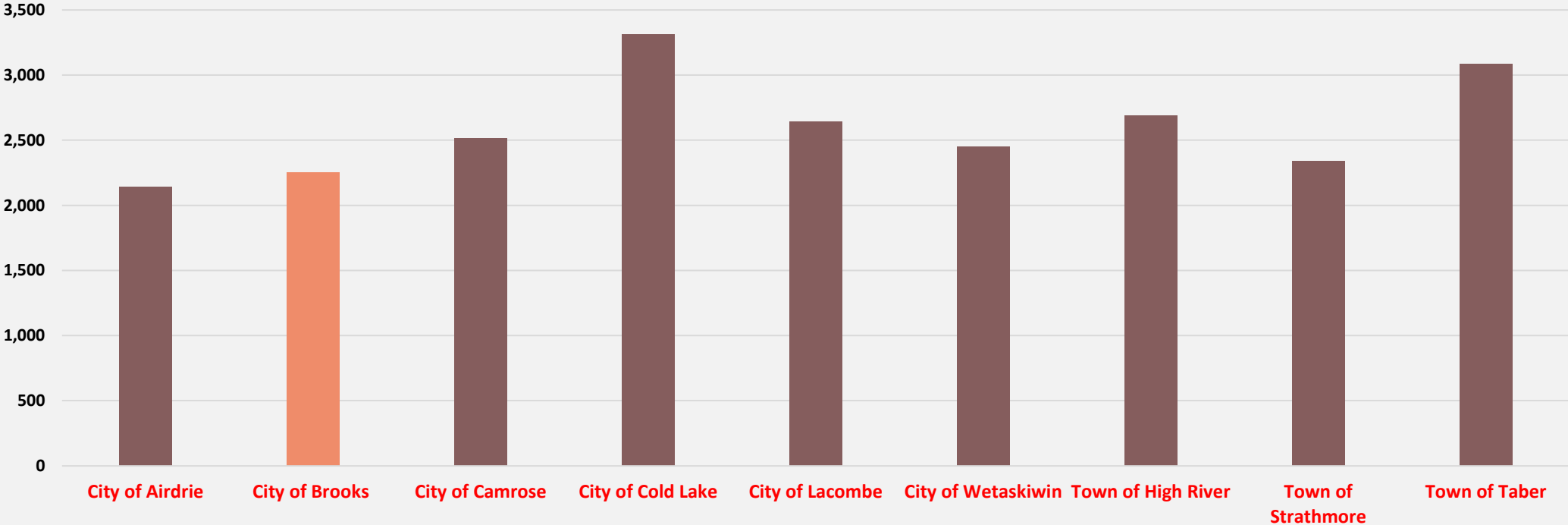
Other Operating Impacts

| | |
|--|-------------------|
| Foregone Recreation/Parks User Fees | \$1,015,620 |
| Loss of investment income | \$ 29,859 |
| Savings from Employee re-deployments/layoffs | \$ (475,547) |
| Savings from Expenses not anticipated to be incurred | \$ (305,626) |
| Total Other Operating Impacts | \$ 264,306 |

How can the City of Brooks Afford the COVID-19 Economic Impact

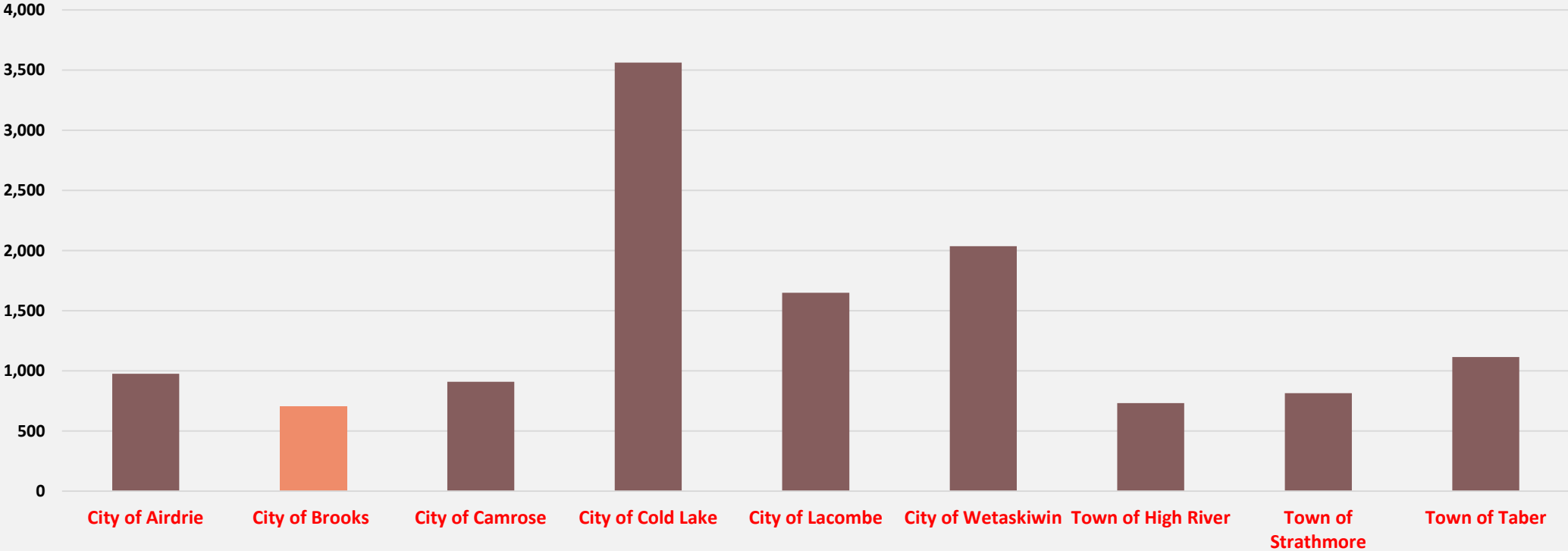
Financial Indicators

Expenses Per Capita
2018



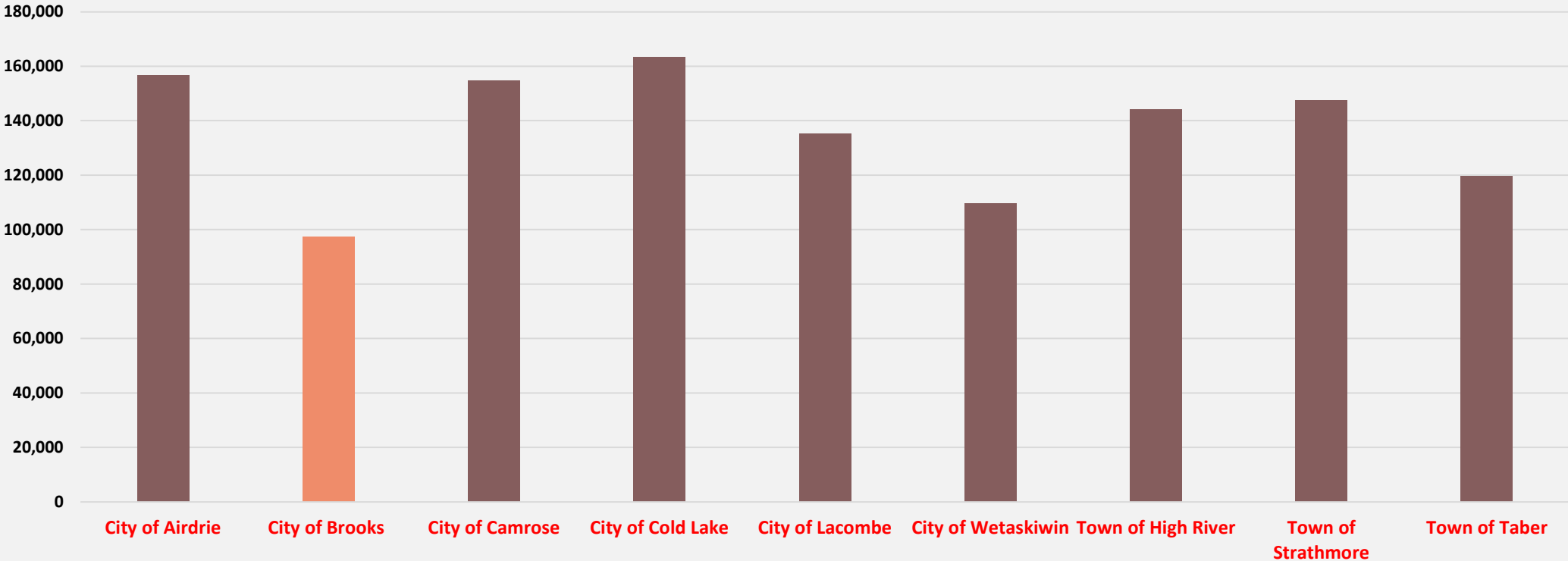
Financial Indicators

Long Term Debt Per Capita
2018



Financial Indicators

Equalized Assesment per Capita 2018



Financial Indicators

Municipal Property Taxes per Equalized Assessment 2018

